



2023 SURVEY RESULTS



Your Collective Voice
for **Landcare** in WA

Summary

WA Landcare Network (WALN) conducted its biennial survey of Members between May and July 2023. The survey responses focused on the 2021-2022 financial year activities. We sought, as always, to understand the needs and challenges of community-based land and coastcare groups across Western Australia, to better support them and to inform WALN's actions as a collective peak landcare voice at the State and National level.

We had a successful return rate of over 25% of members returning completed surveys; people reported enjoying the condensed and restrained question flow. Associate Members had a specific survey and their own unique prize for participating. To inform planning for community landcare products and services going forward responses from Ordinary Members were collated and analysed for reporting.

Respondents included friends of reserve groups, local landcare and environmental groups, coastcare groups, grower and catchment management groups and individuals, spanning the reach of our big, beautiful state. On behalf of the WALN Committee, I would like to thank all respondents for their valuable time and insights into member needs, preferences and concerns. This data allows our team to improve our services to better meet member expectations. Of note for many groups is the need for assistance in finding funding for projects and assistance with identifying collaboration and networking opportunities.

As a continuing trend over the past survey's, what is most valued by our members continue to be the monthly Landcare News, our Landcare Checks In online discussion sessions and face to face events where networking and capacity building can occur.

Incredibly, an estimated **81,000** volunteers from all groups undertook landcare activities in the last 12 months, including planting events, workshops, field days, erosion control, celebrations and forums. An estimated **182,772** volunteer hours were contributed by WALN members during the 2021-2022 financial year, which when run through the Volunteering WA's Volunteer Calculator amounts to at least **\$8.7 million dollars** in volunteer labour. Go community landcare! What a truly incredible contribution towards preserving and protecting our unique environment in Western Australia and something we should all be very proud of!

A powerful growth area is a reported increase of 30% of member groups working in some way with Traditional Custodians, with the vast majority seeking advice or participation with First Nations on projects and engaging with Land and Sea Country ranger programs. Our First Nations peoples have an intimate and enduring connection to the land, possessing traditional knowledge and practices that have sustained the environment for thousands of years. Collaborating early and involving them in decision-making ensures that landcare activities are culturally sensitive, environmentally sustainable, and socially equitable, making a tangible contribution to reconciliation.

Over 50% of members continue to report having no full-time staff and many others operate on a purely voluntary basis, evidencing the huge commitment community landcare makes to the environment of WA. Community landcare groups play a vital role in environmental conservation, sustainable agriculture and community development, all of which have both direct and indirect beneficial economic impacts. This is something we feel very strongly about at WALN, as we continue to advocate for more federal funding for paid landcare coordinator roles through our participation in and contribution to the National Landcare Network.

The biggest challenges our members reported facing during 2021-2022 were decreased state and federal government support, a lack of engagement with young people and dwindling resources. Despite two years between surveys, the challenges faced remain starkly similar as in the past, strengthening our resolve to continue to advocate for increased funding to support grassroots community landcare activities. Encouragingly, despite the challenges the majority of our members are 'moving' or 'strong' which highlights the grit and resilience of the sector to stand strong against all odds.

I hope you enjoying scanning the infographics or deep diving into the stats that show community landcare in WA is alive and well, please feel free to share your thoughts with us at any time! Of course, if you happen to be meeting with local politicians or business leaders, this report is a welcome example of how across Western Australia volunteers like yourself are contributing to more than \$9.2 million of projects that have a positive impact across our environmental, social and economic sectors.

Together we are making a big difference!

A handwritten signature in black ink, appearing to read 'MD' followed by a stylized flourish.

Mick Davis
Chair, WA Landcare Network

Background/Methodology

Before developing the 2023 survey, a review of previous biennial WA landcare surveys was conducted. All other State and Territory Organisations (STO's) were also contacted in an effort to align our survey with the other STO's and include some of the same questions to aid in correlation of survey results. WALN committee members also provided input to the survey.

This year, it was decided to develop a survey specifically for Member Groups and for the survey to be refined to make it quicker and easier to complete. We also developed a tailored Associate Member survey for our individual members.

A \$500 prize was provided by randomly selecting a member group name from the completed survey list, to assist a group with a project on their patch. A prize was also given at random to a lucky associate member- the book titled "Total Reset" written by Greg Campbell.

The survey was promoted in our monthly newsletter and via our social media channels for three months from 31 May 2023, to which we received 88 responses, representing more than XXX% of total membership at the time.

The 32 questions covered a range of areas including:

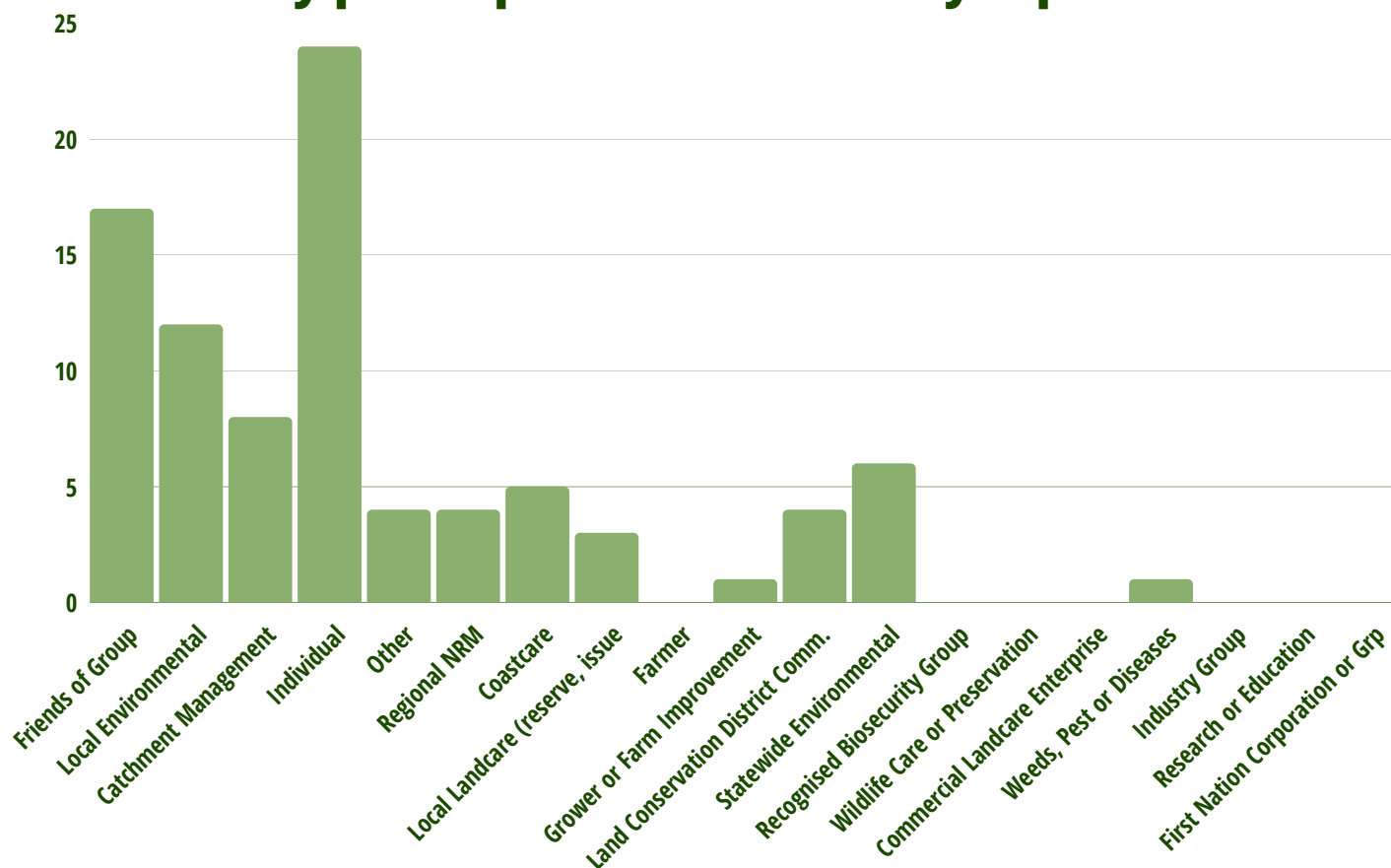
- About your group
- Members and volunteers
- Health of your group
- Communication and engagement
- Engagement with schools
- Traditional custodian engagement
- Issues and Activities
- WA Landcare Network support and involvement
- Groups details
- Closing comments

Respondents were asked to answer based on their experiences and outputs for the previous year 2022.

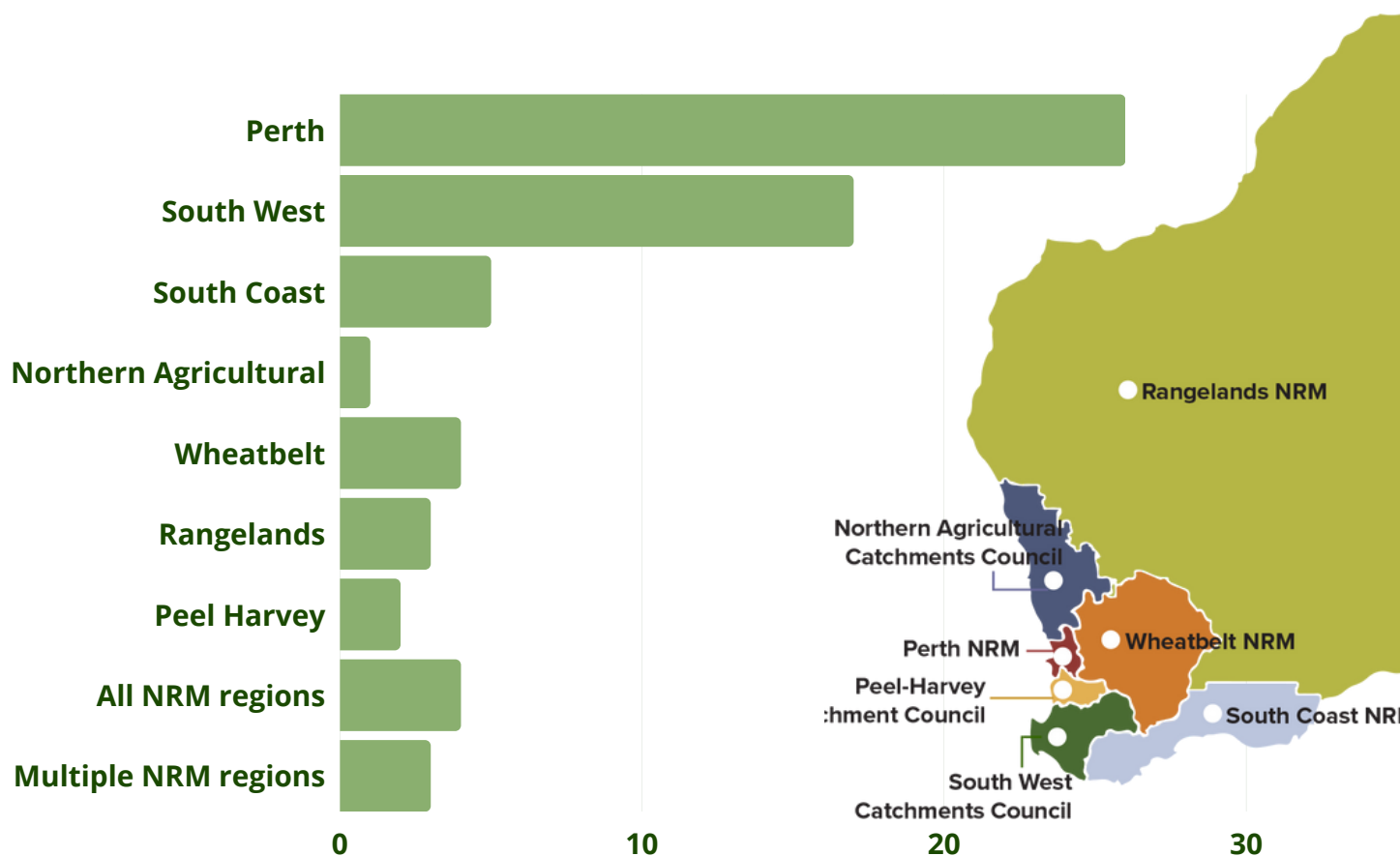


Parliamentary Friends of Landcare launch, March 2023

Survey participants - who do they represent?



Which NRM region is your group in?





4699+ members of
groups



1484 regular
volunteers



182,772+
volunteer hours



81,116+
volunteers participated
in activities



Value of
volunteers

**\$8.77 million
dollars**



76% engaged with
traditional owners

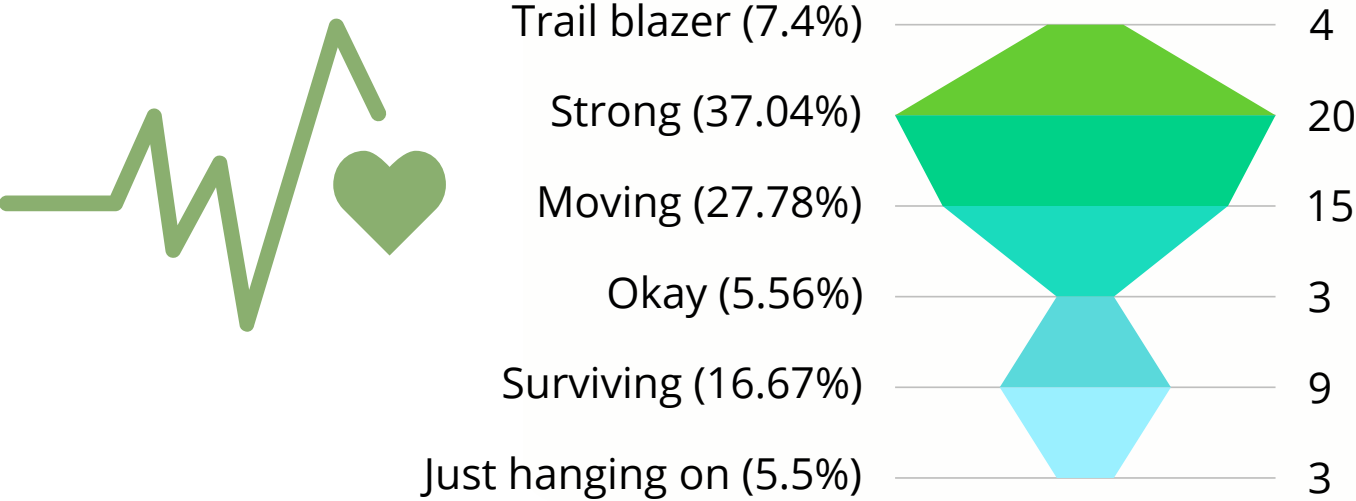


54% engaged with
schools

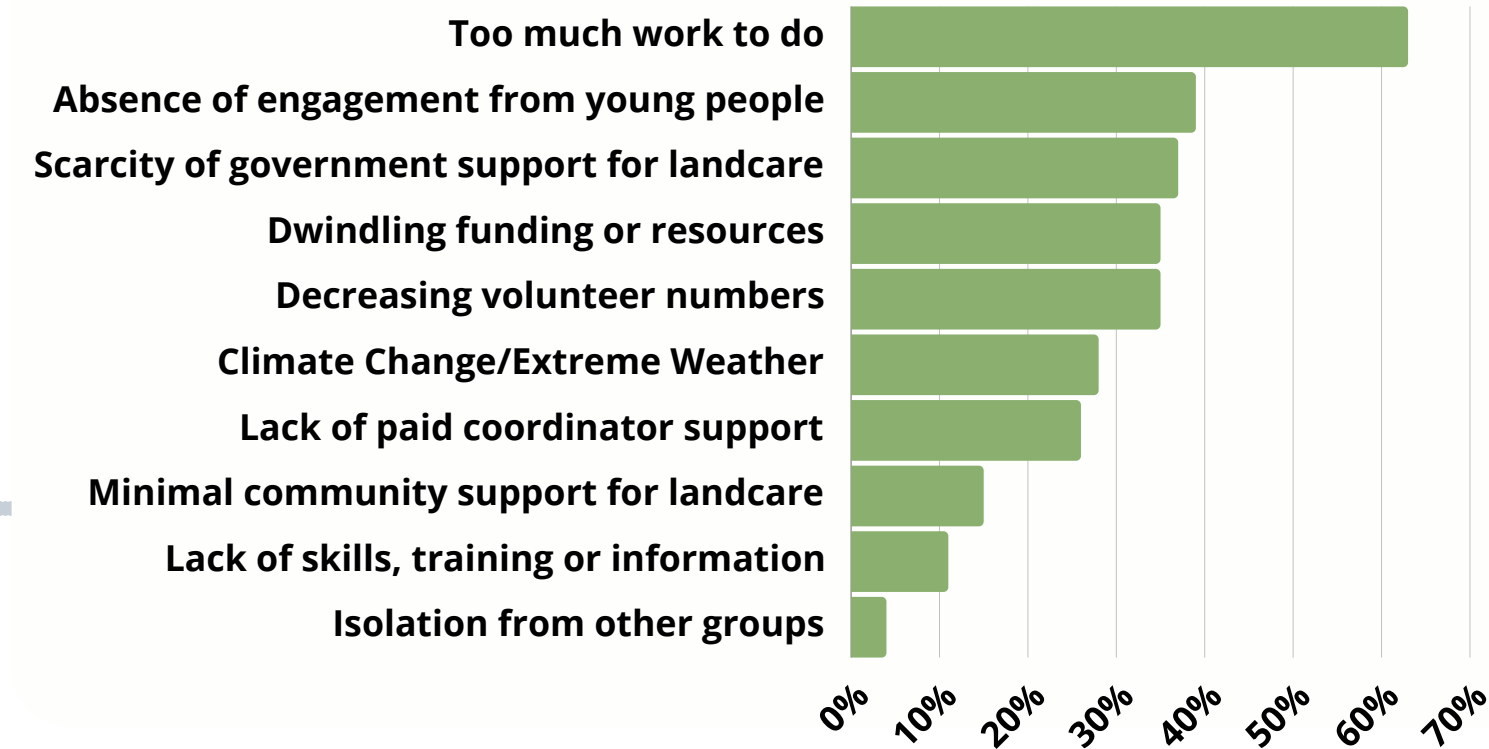


14,937 children in
282 schools
engaged by 30
groups

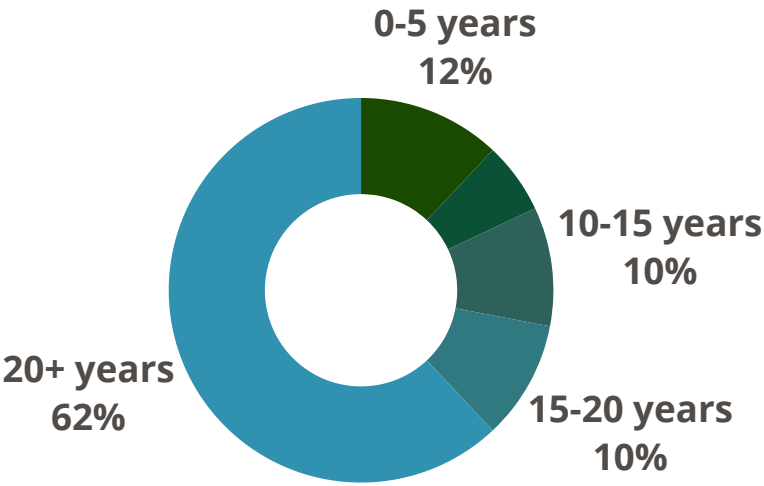
Group health rating



Biggest threats/challenges

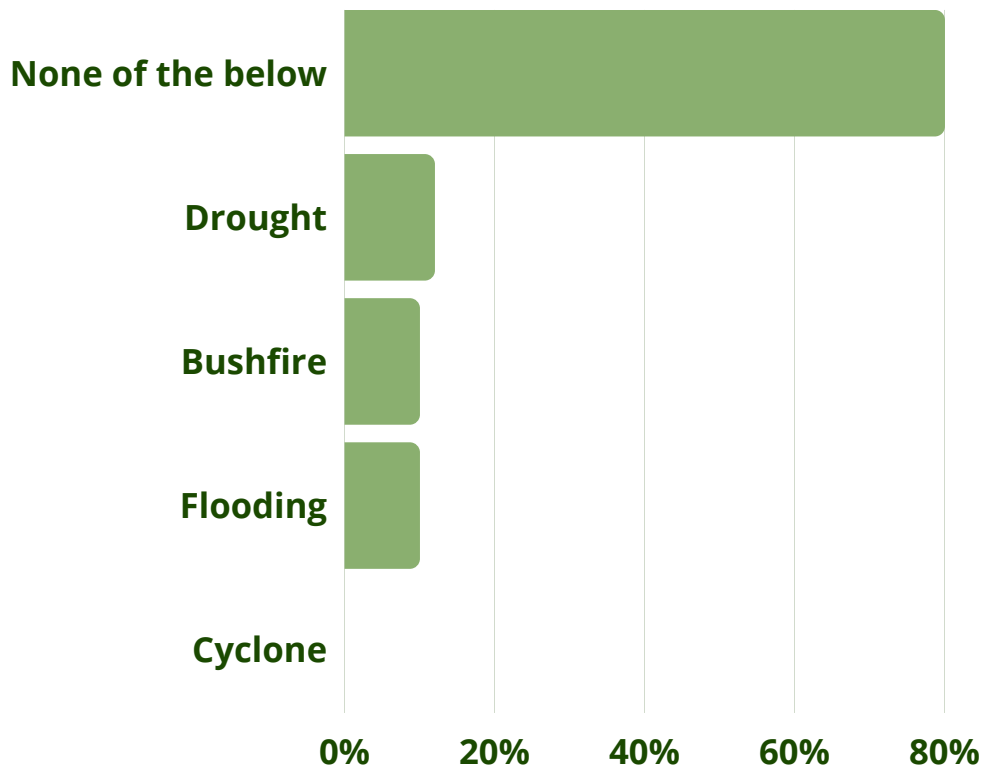


How long groups have been around for?



Challenges and issues

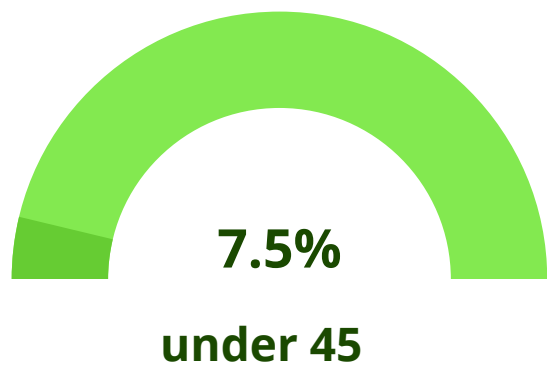
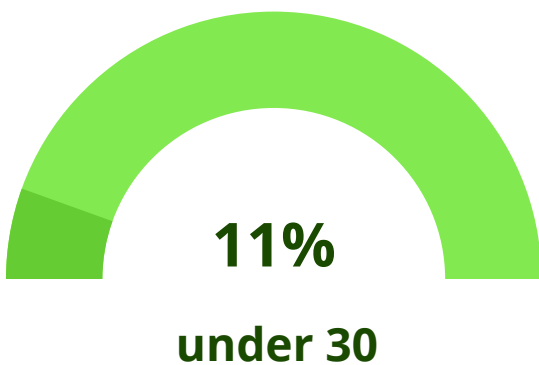
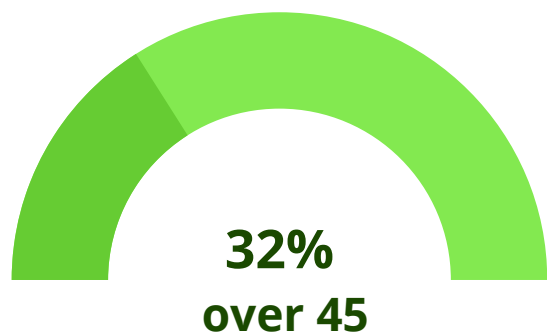
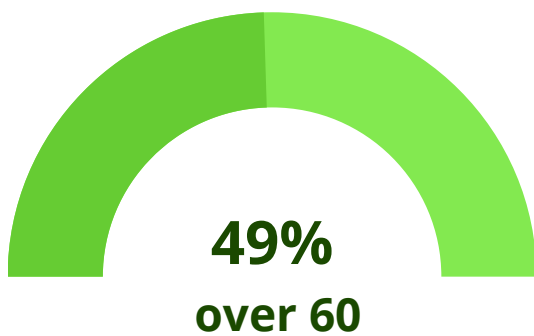
Natural Weather Events impact on groups



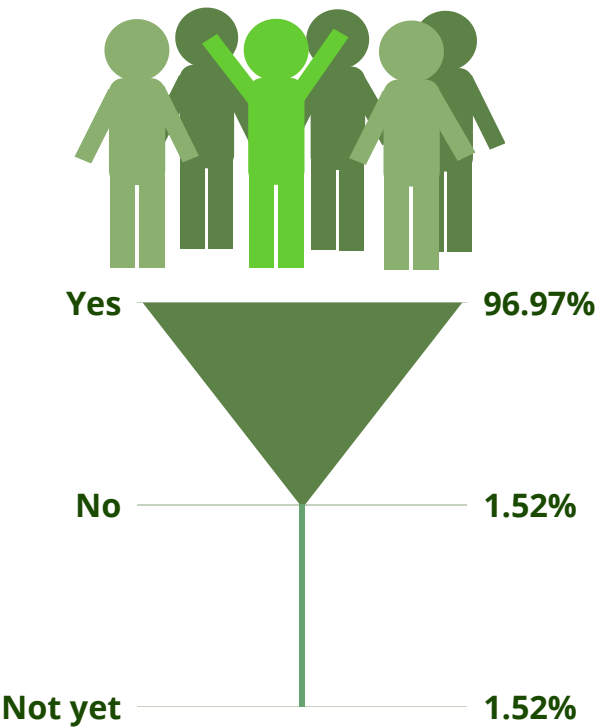
Age of volunteers



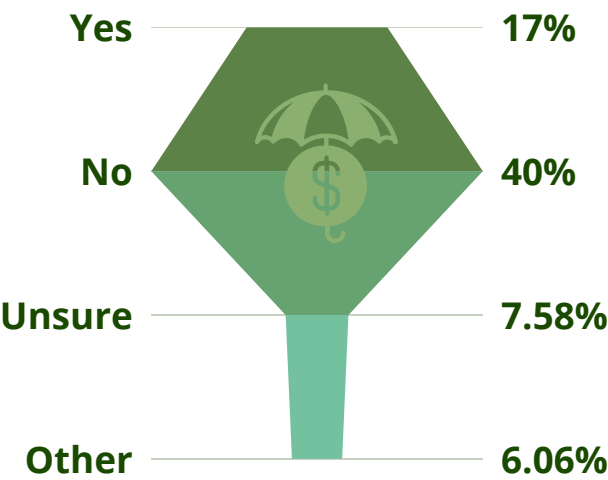
Age of volunteers




Member of the WA Landcare Network?



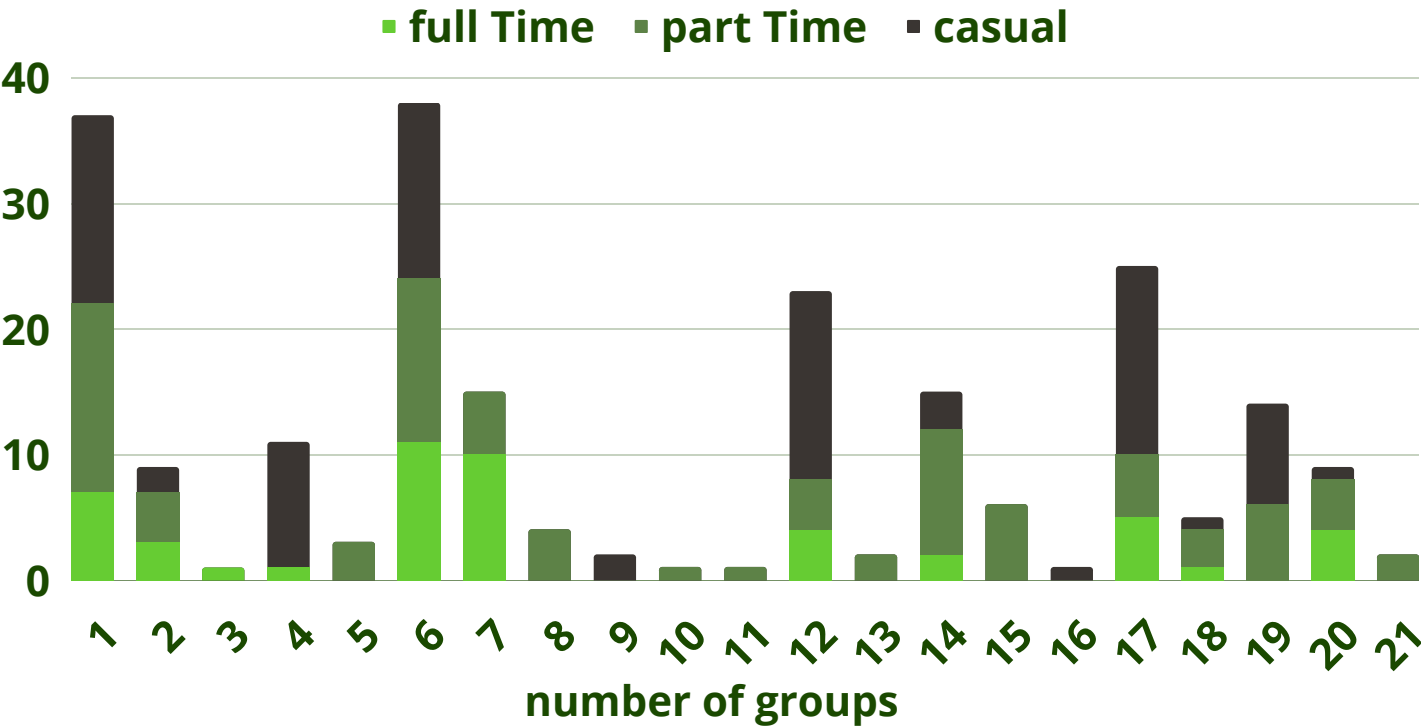
Taken out insurance available to WALN members?



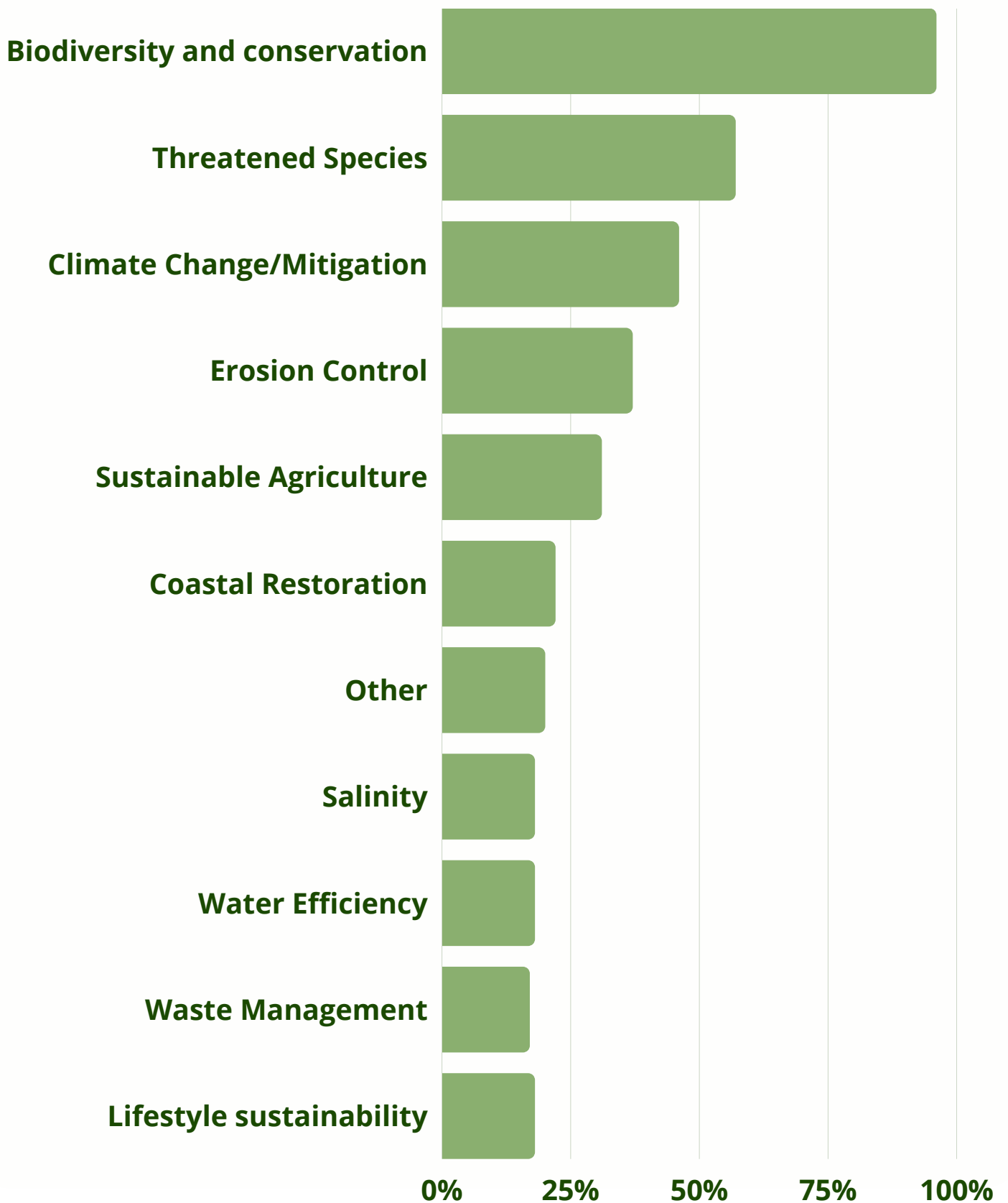
7 Landcare groups have replaced other groups eg. LCDC's



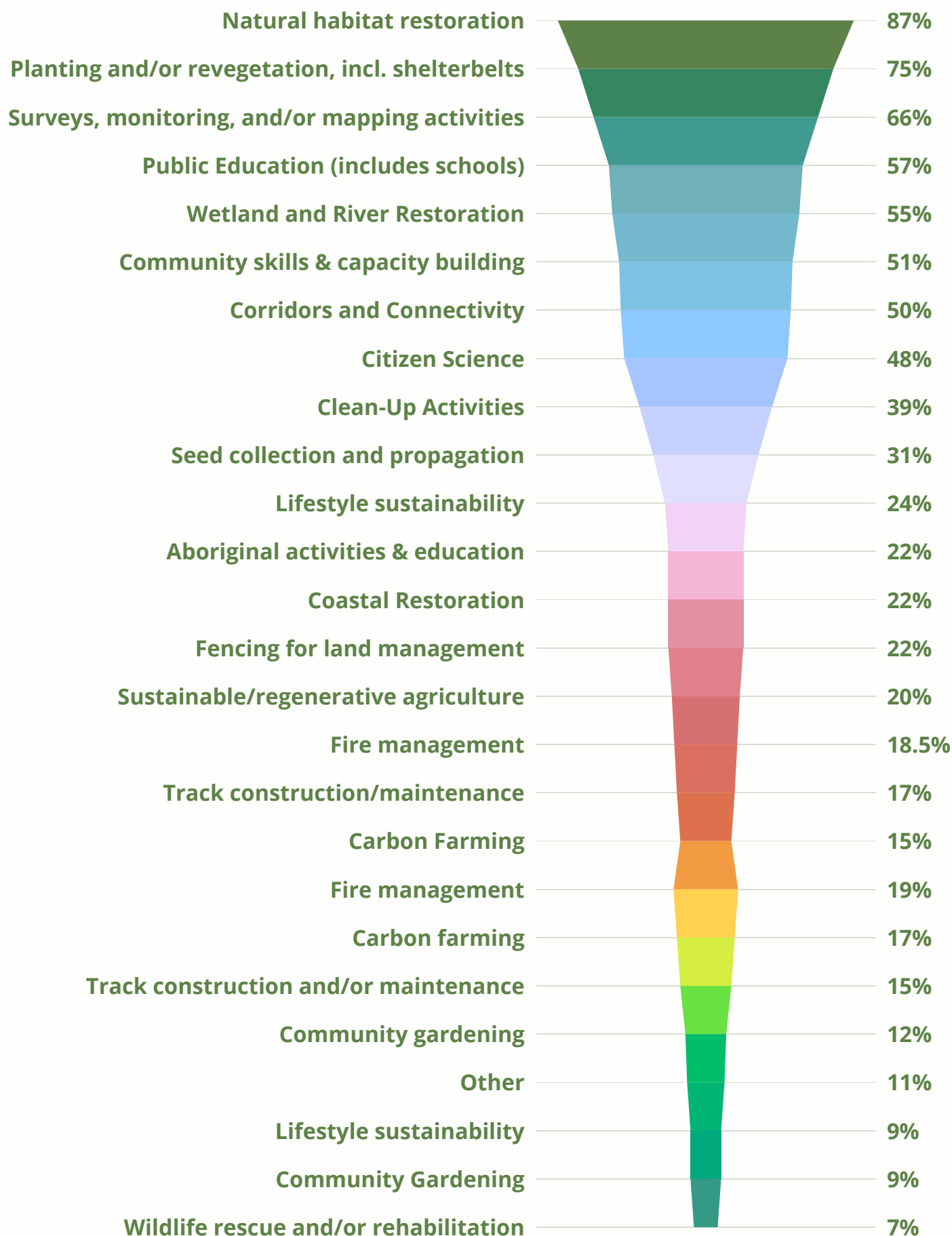
Number of employees groups have



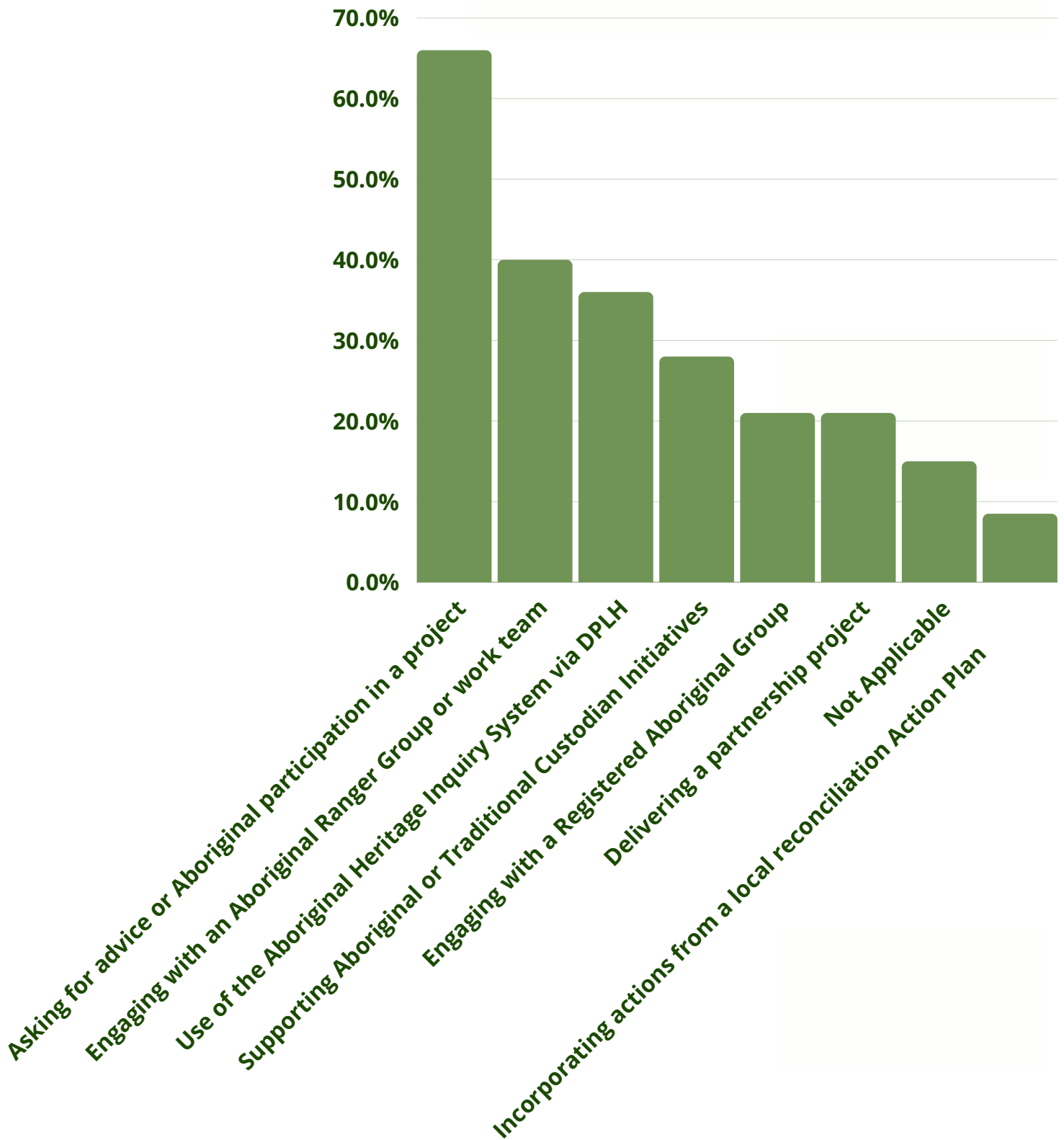
Issues groups are working on.....



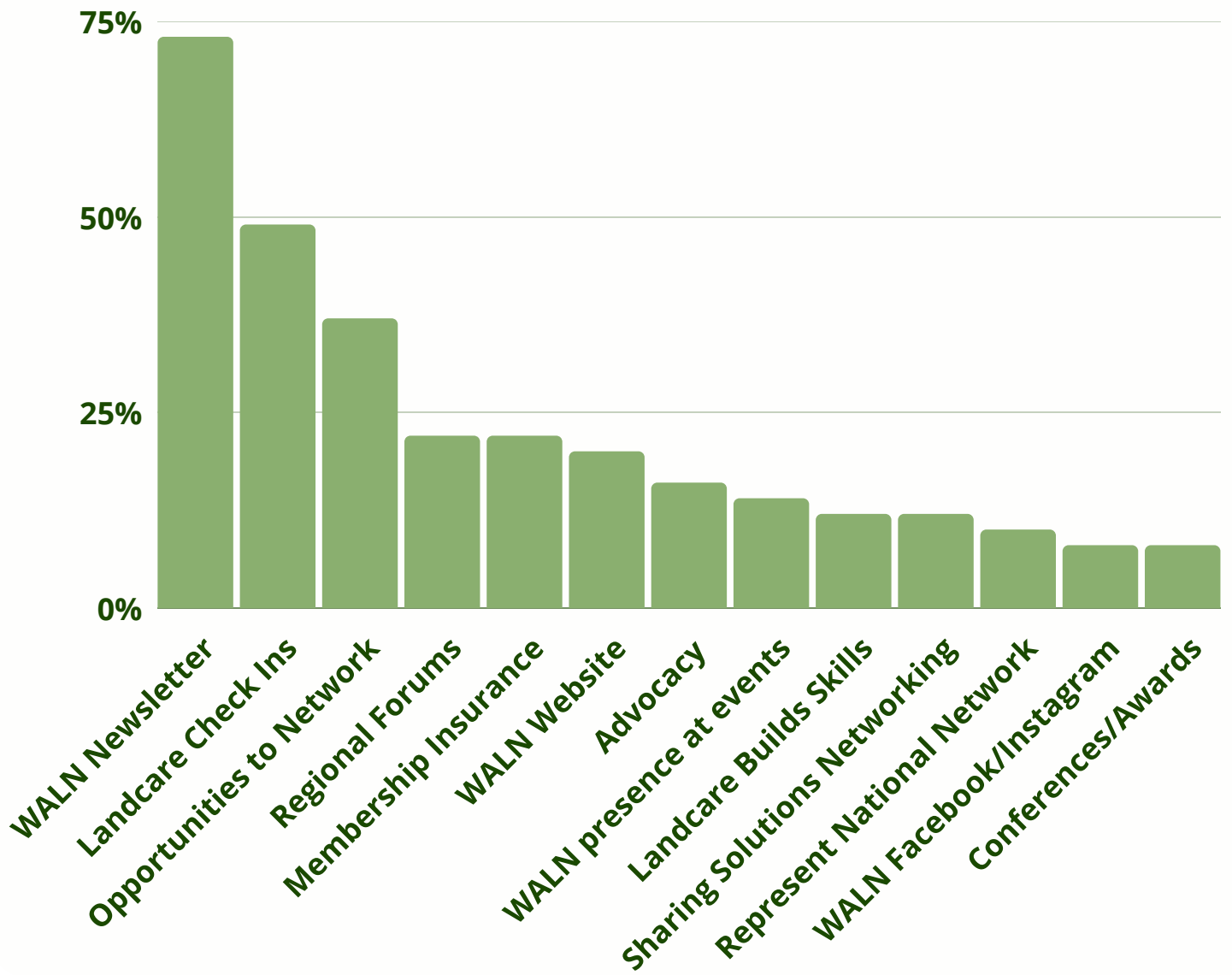
Activities groups are involved in....



Types of Traditional Owner/Aboriginal Custodian consultation and engagement that took place

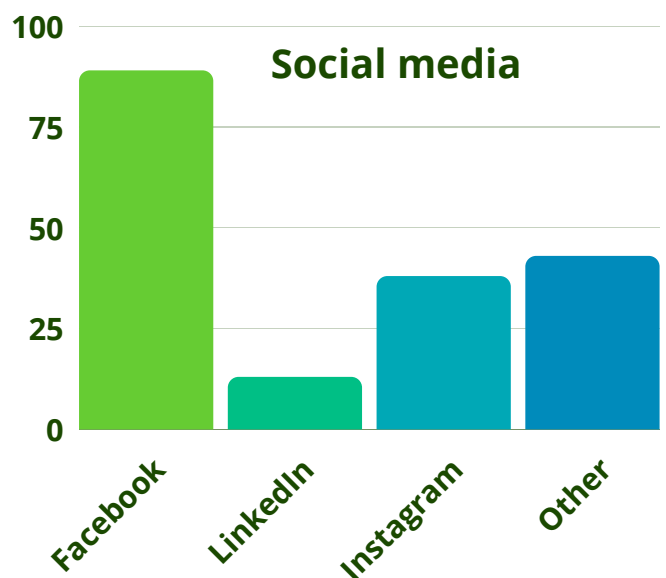


Most useful products and services from WALN



Group communication

How groups communicate with their members and the wider community



Training, Advocacy and Support Service Suggestions

	Quality Seed/Seedlings Workshop
	Regional Networking Events and Forums
	Plant and Weed Identification
	Volunteer Recruitment/Retention
	Funding
	Skills training & extension programs
	Lobbying government/utilising the Parliamentary Friends of Landcare

Other suggestions included

Weeds and feral animal control

Natural Areas

Advocacy







Building Traditional Custodian Connections

Governance






On-Site Advisory from trained professionals

Collaboration for Impact

Services or support groups would like WALN to provide

	Funding / resourcing
	Advocacy
	Collaboration/ networking
	Training workshops/ information
	Recruiting and retaining volunteers
	Promotion of groups - particularly smaller ones

What we should do with our Collective Voice?

	Lobby government about funding for coordinators and groups
	Advocate for funding support from government, particularly state government
	Foster networking and collaboration between groups
	Promotion and storytelling
	Fire management

The WA Landcare Network is a member of the National Landcare Network, funded by the National Landcare Program. This survey was conducted with support from the National Landcare Network and the WA Government's State Natural Resource Management Program.



natural resource
management program



The information contained in this survey is collected as a sample of community landcare groups, associate members and interested individuals who are members of the WA Landcare Network. We appreciate their participation and look forward to learning more about them and our growing community of new members in 2024